

Poly-carbonmonofluoride Lithium Batteries (BR series)

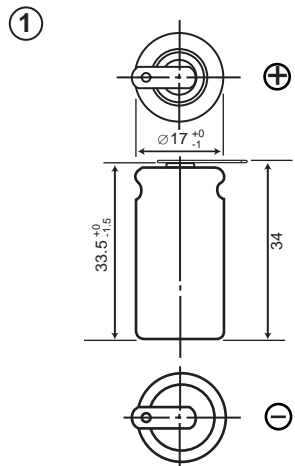
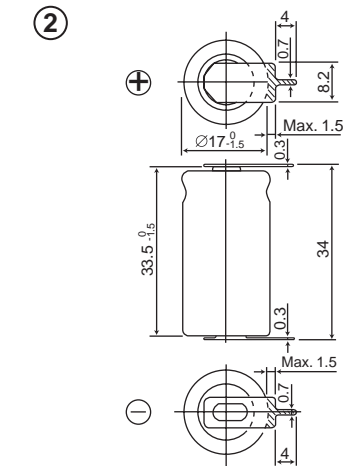
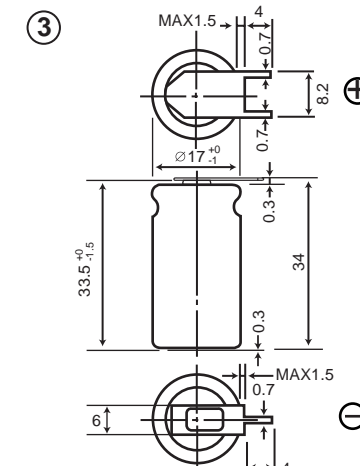
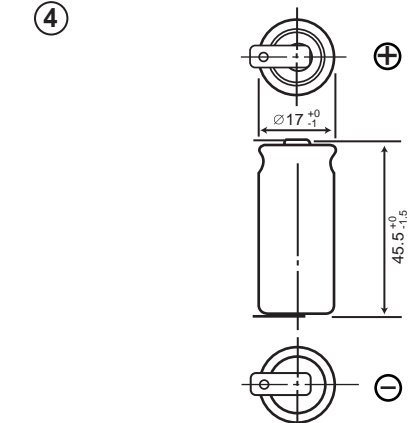
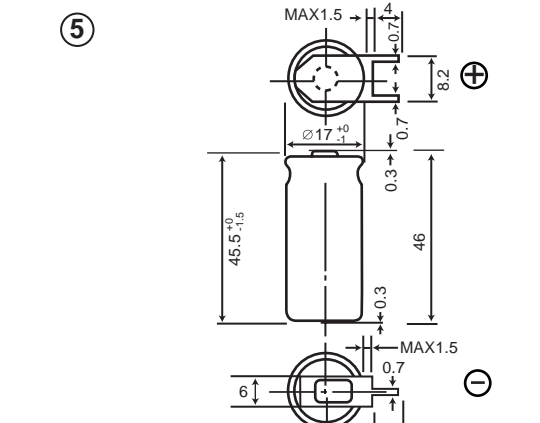
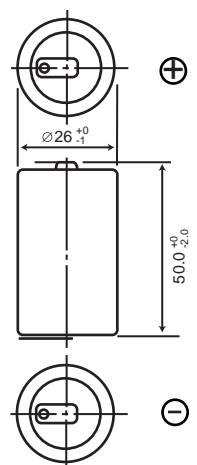
TAB CONFIGURATIONS

Bare Cell Model No.	Tab Type	Description	Configuration Diagram No.	Nominal	
				Voltage (V)	Capacity (mAh)
BR-2/3A	BR-2/3AT2SP	12 mm tabs for adding lead wires	1	3	1200
BR-2/3AG	BR-2/3AGT2SP*				1450
BR-2/3A	BR-2/3AE5SP	Tabs for PCB mounting. 1 Pin Positive 1 Pin Negative	2	3	1200
BR-2/3AG	BR-2/3AGE5SP*				1450
BR-2/3A	BR-2/3AE2SP	Tabs for PCB mounting. 2 Pins Positive 1 Pin Negative	3	3	1200
BR-2/3AG	BR-2/3AGE2SP*				1450
BR-A	BR-AT2P	12 mm tabs for adding lead wires	4	3	1800
BR-AG	BR-AGT2P*				2200
BR-A	BR-AE2P	Tabs for PCB mounting. 1 Pin Positive 1 Pin Negative	5	3	1800
BR-AG	BR-AGE2P*				2200
BR-C	BR-CT2P	12 mm tabs for adding lead wires	6	3	5000

* Please contact Panasonic for availability on optional items. Optional items may be subject to minimum order quantities.

BR Series Cylindrical Cell Tab Configurations

DIMENSIONS / MM

Bare Cell Model No.	Dimensions/mm		
<p>BR-2/3A (3V, 1200mAh)</p> <p>BR-2/3AG (3V, 1450mAh)</p>	<p>①</p>  <p>BR-2/3AT2SP BR-2/3AGT2SP*</p>	<p>②</p>  <p>BR-2/3AE5SP BR-2/3AGE5SP*</p>	<p>③</p>  <p>BR-2/3AE2SP BR-2/3AGE2SP*</p>
<p>BR-A (3V, 1800mAh)</p> <p>BR-AG (3V, 2200mAh)</p>	<p>④</p>  <p>BR-AT2P BR-2/3AGT2P*</p>	<p>⑤</p>  <p>BR-AE2P BR-AGE2P*</p>	
<p>BR-C (3V, 5000mAh)</p>	<p>⑥</p>  <p>BR-CT2P</p>		

* Please contact Panasonic for availability on optional items. Optional items may be subject to minimum order quantities.