RECHARGEABLE SEALED LEAD ACID BATTERY

SPECIFICATION

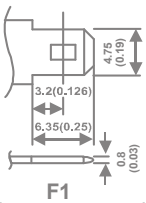

F1
(Faston Tab 187)

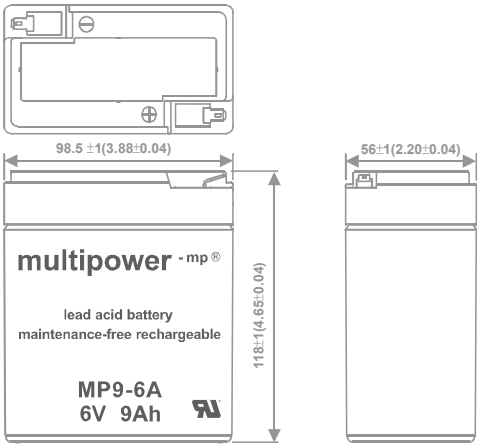

Discharge Time VS. Discharge Current (25℃)

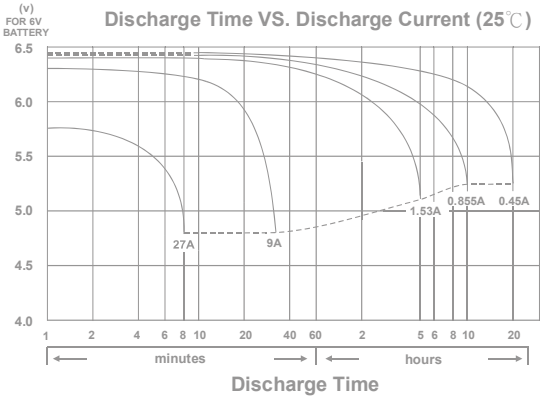

Discharge Time

MP9-6A

Nominal Voltage(V) 6V

Nominal Capacity

20 hour rate	(0.45A	to	5.25V)	9Ah
10 hour rate	(0.855A	to	5.25V)	8.55Ah
5 hour rate	(1.53A	to	5.1V)	7.65Ah
1 C	(9A	to	4.8V)	5.1Ah
3 C	(27A	to	4.8V)	3.6Ah

Weight Approx. 1.7kg(3.74Lbs.)

Internal Resistance (at 1KHz) Approx. 10 mΩ

Maximum Discharge Current for 5 seconds: 135A

Charging Methods at 25℃(77℉)

Cycle use:
Charging Voltage 7.20 to 7.50V
Coefficient -5.0mv/℃/cell
Maximum Charging Current: 2.7A
Standby use:
Float Charging Voltage 6.75 to 6.90V
Coefficient -3.0mv/℃/cell

Operating Temperature Range

Charge	-15℃(5℉)	to	40℃(104℉)
Discharge	-15℃(5℉)	to	50℃(122℉)
Storage	-15℃(5℉)	to	40℃(104℉)

Charge Retention (shelf life) at 20℃(68℉)

1 month 92%
3 month 90%
6 month 80%

Case Material ABS
(UL94 HB flame retardant case / cover)

Terminal F1(Faston Tab 187)

CHARACTERISTIC & PERFORMANCE DATA

Effect of Temperature on Capacity 25℃(77℉)

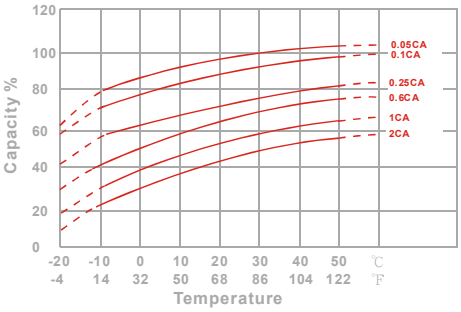

Capacity Retention Characteristic

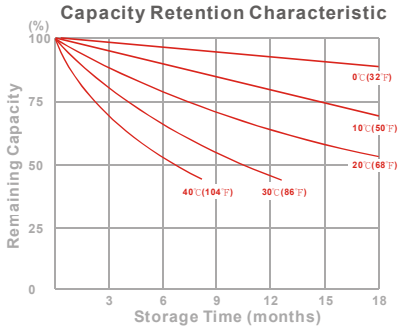

Trickle (or float) Service Life

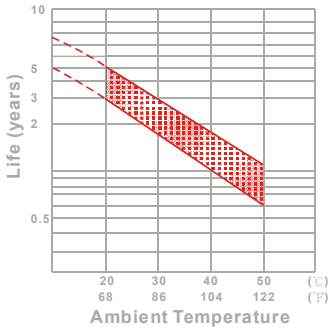

Cycle Service Life

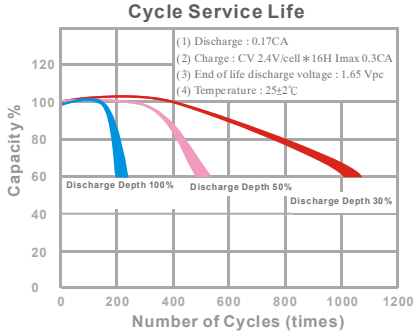

- PERFORMANCE DATA

Discharge Rates in Watts to Various End Voltages at 25℃(77℉)

Time \ End Voltage		1.85V	1.80V	1.75V	1.70V	1.67V	1.65V	1.60V
5	min	144	163	178	191	196	202	212
10	min	102	114	123	130	133	137	142
15	min	86.4	89.6	92.8	96.3	98.2	101	104
30	min	43.3	45.7	47.9	50.1	50.5	50.9	54.2
60	min	28.7	30.4	31.3	32.2	32.6	33.0	33.6
120	min	20.2	21.4	22.0	22.4	22.5	22.6	22.8
180	min	12.9	13.7	14.2	14.6	14.7	15.0	15.3
240	min	10.3	10.7	11.0	11.3	11.5	11.7	11.9
300	min	9.02	9.31	9.51	9.65	9.70	9.80	9.90
600	min	5.07	5.28	5.39	5.50	5.55	5.60	5.67
1200	min	2.62	2.74	2.81	2.86	2.88	2.89	2.91

- Discharge Rates in Amperes to Various End Voltages at 25℃(77℉)

Time \ End Voltage		1.85V	1.80V	1.75V	1.70V	1.67V	1.65V	1.60V
5	min	24.7	27.8	30.4	32.7	33.8	35.0	36.9
10	min	18.5	20.6	22.2	23.5	24.0	24.6	25.4
15	min	13.9	14.7	15.9	16.8	17.1	17.5	18.1
30	min	8.21	8.76	9.05	9.29	9.38	9.51	9.69
60	min	4.78	5.14	5.31	5.47	5.54	5.62	5.74
120	min	2.84	3.09	3.17	3.30	3.35	3.41	3.49
180	min	1.96	2.12	2.25	2.36	2.40	2.45	2.52
240	min	1.64	1.73	1.80	1.86	1.88	1.91	1.94
300	min	1.41	1.48	1.53	1.57	1.58	1.60	1.62
600	min	0.872	0.886	0.900	0.911	0.916	0.922	0.929
1200	min	0.435	0.450	0.459	0.464	0.467	0.470	0.474

All data on the spec. sheet is an average value:

The tolerance range : X<6min(+15%~-15%), 6min≦X<10min(+12%~-12%),10min ≦X < 60min(+8% ~-8%), X≧60min(+5%~-5%)