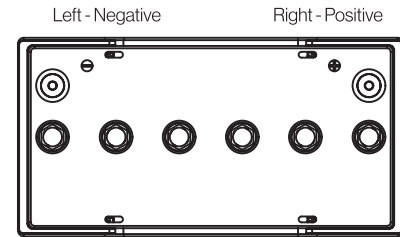
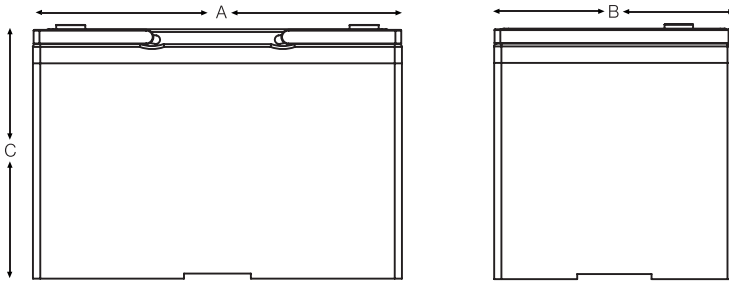


G06-12-085

Semi-Traction Bloc Battery



Electrical Specifications

| | |
|--------------------------------|--|
| Voltage | 12V |
| 80% DOD Voltage Cutoff | 11.2V |
| Self Discharge | Less than 3% per month (20°C/68°F) |
| Charge Temperature | Min: -10°C (14°F) / Max: 50°C (122°F) |
| Discharge Temperature** | Min: -40°C (-40°F) / Max: 50°C (122°F) |
| Storage | Min: -20°C (-4°F) / Max: 60°C (140°F) |

| Cell Type Ue (100%) / VPC Ref Temp | C20 | C10 | C5 | C3 | C2 | C1 |
|------------------------------------|------|------|------|------|------|------|
| | 1.75 | 1.75 | 1.70 | 1.70 | 1.70 | 1.70 |
| | 25°C | 25°C | 25°C | 25°C | 25°C | 25°C |
| G0612085 | 94 | 88 | 85 | 79 | 74 | 64 |

** CAUTION: Depths of discharge, operating voltages and currents, when designing systems for use at maximum temperatures, will vary.

Mechanical Specifications

| Industry Reference | BCI 31 | |
|---------------------------|--------|--------|
| Length (A) | 13 in | 329 mm |
| Width (B) | 6.7 in | 170 mm |
| Height (C) | 8.1 in | 205 mm |
| Weight | 71 lbs | 32 kgs |
| Terminal (Opt'l)* | M8 | |
| Cell(s) | 6 | |
| Electrolyte | Gel | |
| Terminal Torque Nm | 8 | |

NOTE: There is a tolerance of +/-2%.

Terminal Options Available:

- M8
- A-Pole
- Dual
- Stud

Features

Maintenance-free bloc batteries in Gel technology (no topping up during lifetime)

Good high current performance for extreme operating conditions

High-class patented safety valve

700 cycles (DIN EN 60254-1) (IEC 254-1)

Valve-regulated lead-acid battery

Recyclable

Long cycle life

Low self discharge rate allows for up to 2 years shelf life

Classified as a non-spillable battery is not restricted for transportation by:

- Air (IATA/ICAO provision 67)
- Ground (STB, DOT-CFR-HMR49)
- Water (IMDG amendment 27)

Applications

Electric vehicles

Wheelchairs

Cleaning machines

Electric working platforms

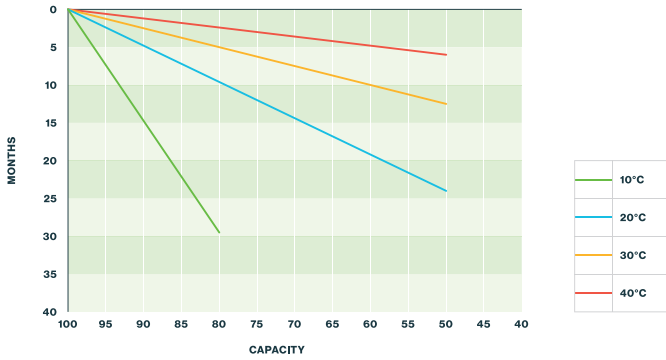
Universal for multiple cyclic applications

Charging profile

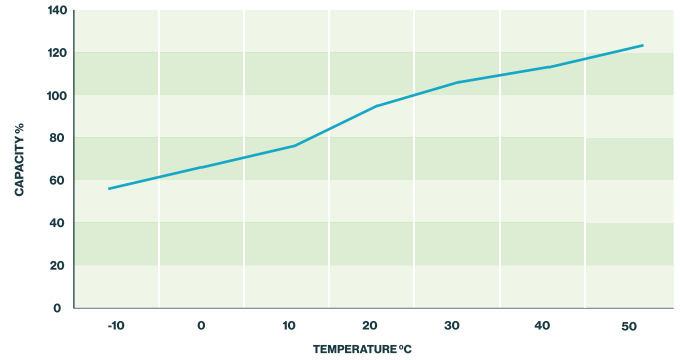
IU Charging I = min. 12% C₅ max. 18% C₅
U = 2.4 V per cell

IUI Charging I₁ = min. 12% C₅ max. 18% C₅
U = 2.35 V per cell
I₂ = 1.5% C₅ for max. 4 hours

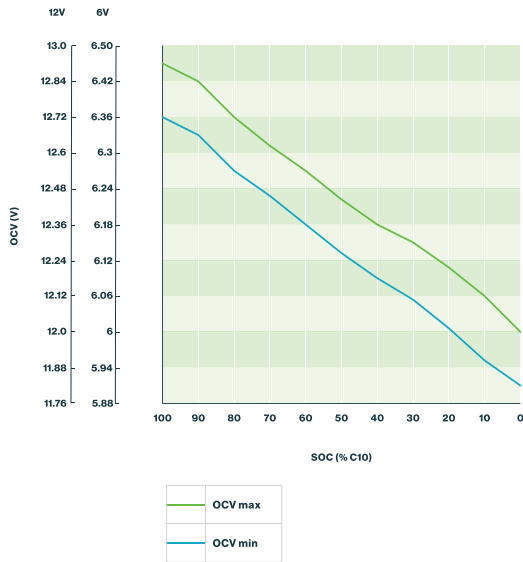
Self discharge at different temperatures



Capacity vs. temperature



Storage: Determine the state of charge



Relation between charging, voltage and temperature

