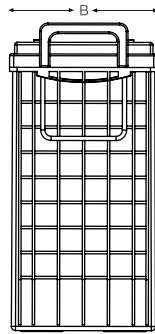
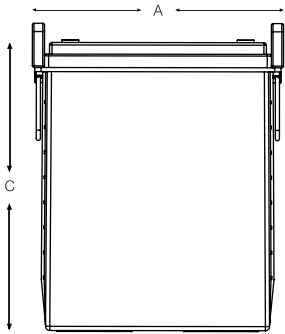
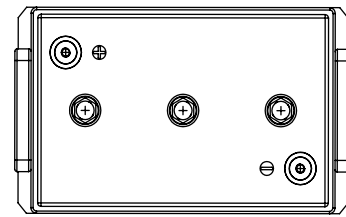


# EQ-305

## Carbon Nano Gel Bloc



Left - positive      Right - negative



### Electrical Specifications

<b>Voltage</b>	6V
<b>M.R.C. 25 Amps</b>	595
<b>80% DOD Voltage Cutoff</b>	5.6V
<b>Low Voltage Cutoff</b>	5.4V
<b>Self Discharge</b>	Less than 3% per month (20°C/68°F)
<b>Charge Temperature</b>	Min: -10°C (14°F) / Max: 50°C (122°F)
<b>Discharge Temperature**</b>	Min: -40°C (-40°F) / Max: 50°C (122°F)
<b>Storage</b>	Min: -20°C (-4°F) / Max: 60°C (140°F)

Amp Hours (AH)			
5 HR	10 HR	20 HR	100 HR
245	263	280	305

\*\* CAUTION: Depths of discharge, operating voltages and currents, when designing systems for use at maximum temperatures, will vary.

### Mechanical Specifications

<b>Industry Reference</b>	305	
<b>Length (A)</b>	11.9 in	302 mm
<b>Width (B)</b>	7.0 in	178 mm
<b>Height (C)</b>	13.6 in	346 mm
<b>Weight</b>	99 lbs	45 kgs
<b>Terminal (Opt'l)*</b>	M8	
<b>Cell(s)</b>	3	
<b>Electrolyte</b>	Gel	
<b>Terminal Torque Nm</b>	8	

NOTE: There is a tolerance of +/-2%.

### Terminal Options Available:

- M8
- A-Pole
- Dual
- Stud

### Features

- Maintenance free - no topping up required
- Ultra energy efficient due to low resistance
- Reduced operating temperatures for increased cycle life (>1500 cycles) and battery lifetime
- Cost savings due to increased efficiency
- Up to 2 x faster recharge
- Increased design life from 12 to 15 years
- Allows for opportunity charging to give you those extra running times when required
- Suitable for extreme temperature variants

### Applications: all motive, leisure & solar:

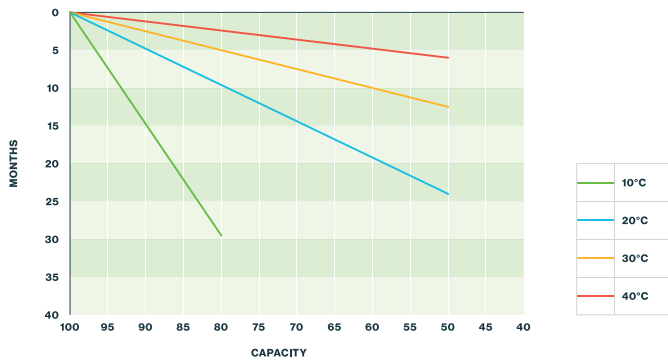
- Electric vehicles, including cleaning machines
- Wheelchairs
- Electric Working Platforms
- UPS Systems
- Traffic Systems
- Telecommunications & Emergency Lighting
- Caravans / Motorhomes RV's & Maritime
- Solar & Renewable Energy & Home Invertor

## Charging profile

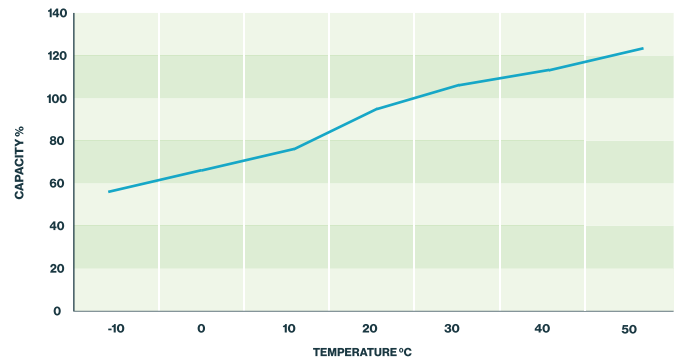
**IU Charging** I = min. 12% C<sub>5</sub> max. 30% C<sub>5</sub>  
U = 2.4 V per cell

**IUI Charging** I<sub>1</sub> = min. 12% C<sub>5</sub> max. 40% C<sub>5</sub>  
U = 2.35 V per cell  
I<sub>2</sub> = 1.5% C<sub>5</sub> for max. 4 hours

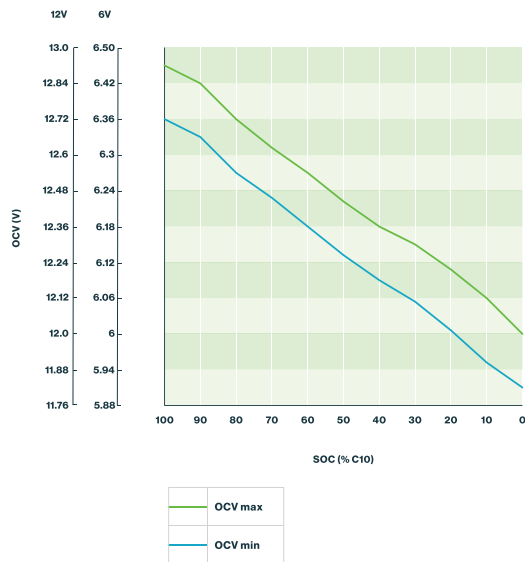
### Self discharge at different temperatures



### Capacity vs. temperature



### Storage: Determine the state of charge



### Relation between charging, voltage and temperature

